

AAC Evaluation Genie Reference Guide

AAC Evaluation Genie is an informal diagnostic tool that is intended to assist speech-language pathologists and others with identifying skill areas that relate specifically to the language representation methods commonly found on augmentative communication systems. The purpose of AAC Evaluation Genie is not to identify a particular speech generating device (SGD), but rather build a framework for selecting an appropriate augmentative communication device for ongoing evaluation and / or device trial. There are 13 subtests that can be administered with screening options available for each subtest

Vision Skills

1. Visual Identification
 - Evaluates the user's ability to visually track and identify an extra large to small single icon.
2. Visual Discrimination
 - Evaluates the user's ability to visually track and discriminate an extra large to small single icon.

The purpose of the visual skills subtests is to be able to implement device trials at the most accurate discrimination level, with goal to progress to identification level.

Vocabulary Skills

1. Noun Vocabulary
 - This activity evaluates the user's ability to identify common noun vocabulary.
2. Function Vocabulary
 - This activity evaluates the user's ability to identify common noun vocabulary by stated function.
3. Verb Vocabulary
 - This activity evaluates the user's ability to identify common verb (action word) vocabulary.
4. Category Recognition
 - This activity evaluates the user's ability to identify common noun vocabulary by category group inclusion.
5. Word Association
 - This activity evaluates the user's ability to identify a noun by associated feature or function.
6. Category Inclusion
 - This activity evaluates the user's ability to identify common noun vocabulary by category inclusion.

AAC Evaluation Genie Reference Guide

7. Category Exclusion

- This activity evaluates the user's ability to identify common noun vocabulary by category exclusion.

The purpose of the vocabulary skills subtests is to identify vocabulary strengths and weaknesses, provide insight into vocabulary diversity, and general indicators of word fluency. This information will start to provide the evaluator with the information needed in order to make judgments as to whether device trial implementation will require a customized display or if a commercial language system can be used.

Core Vocabulary Knowledge

1. Core Vocabulary

- This activity evaluates the recognition and identification of common core vocabulary words not easily represented with pictures. Choose between Pixon® and SymbolStix® symbol sets.

2. Unity Icon Patterns

- This activity evaluates the identification of vocabulary organized by Minspeak Unity® semantic / linguistic patterns.

The Core Vocabulary items have been carefully selected to represent commonly used words used both by children learning to use language as well as adult language models. The vocabulary items selected are based on:

- First 8,15, 30 Words (Van Tatenhove, 2005] which applied Top Words Used by Toddlers (Banajee, Dicarlo, & Stricklin, 2003] to a clinical model.
- Vocabulary List: Young Adult Conversation Augmented (<http://aac.unl.edu/VLN3.html>]

These subtests should not be considered strict assessments of core vocabulary symbol knowledge. AAC Evaluation Genie uses these symbol systems to evaluate how well a person with complex communication needs, based on their life experiences with words, is able to apply meaning to core words not easily represented using pictures. Individuals who perform poorly on these diagnostic probes require additional testing/device trials in order to determine “teachability” of core vocabulary symbols in functional contexts using speech generation. The option to add the text label is available with the core vocabulary trials. This can be useful in determining the benefit of text label on symbols for speech generation.

Picture Description

This activity evaluates the user's ability to describe basic pictures using a simulated AAC display. The Picture Description subtest is an informal measure intended as a way to obtain a brief language sample using a highly familiar and repetitive picture description task. This allows the evaluator to make skilled observations regarding the effectiveness of cueing and response to cue fading. It also provides a foundation with which to apply principles of normal language

AAC Evaluation Genie Reference Guide

development to SGD language feature components. The evaluator is able to compare the obtained Mean Length of Utterance (MLU) and apply what is known about typical language milestones. This way, the SGD necessary feature set will include appropriate semantic, syntactic and morphological features. The recommended reference is Normal Language Development, Generative Language & AAC by Gail M. Van Tatenhove, PA, MS, CCC- SLP available at <http://www.vantatenhove.com/papers.shtml>

Word Prediction

- This activity evaluates the user's ability to read text and select a target word from a list of four choices.

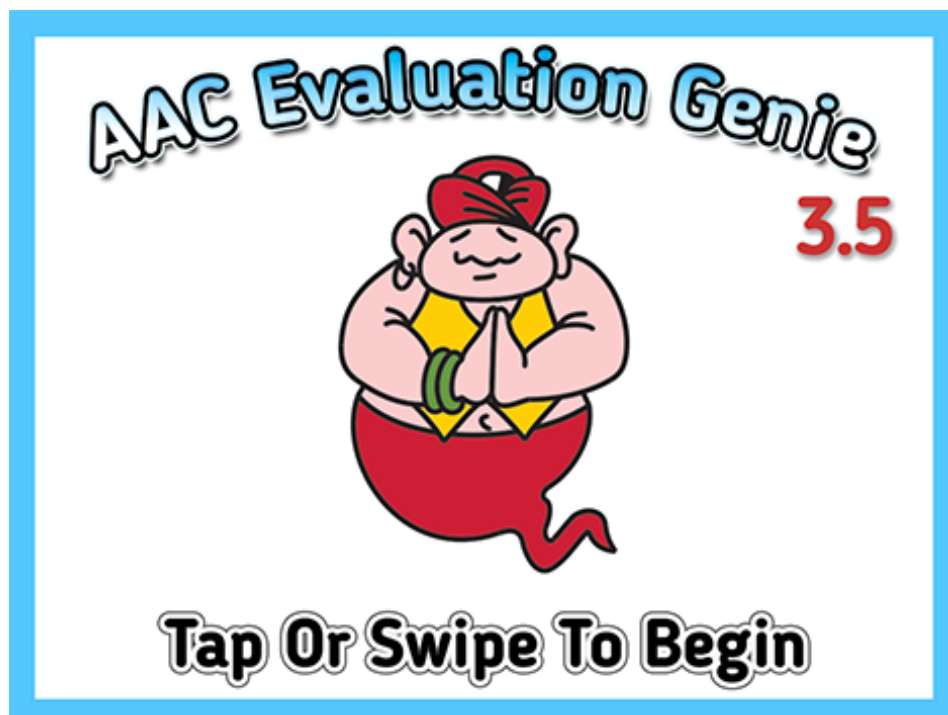
The Word Prediction are not intended to be an assessment of reading and/or spelling. These trials are useful to determine whether word prediction should be considered as an SGD feature for additional evaluation and device trial.

Getting Started with AAC Evaluation Genie



Tap the AAC Evaluation Genie icon on your iPad to get started.

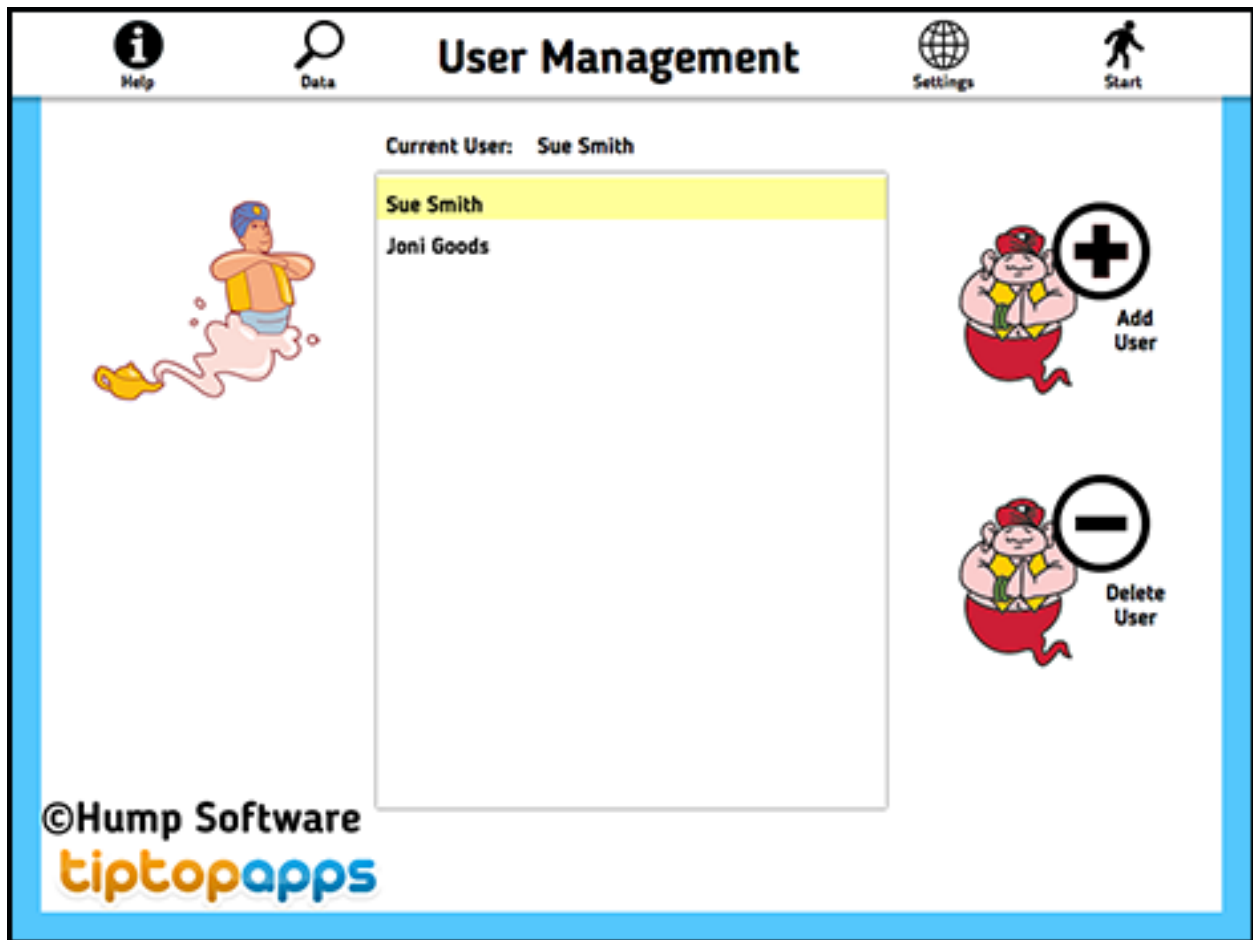
The Start Screen will load. Tap or swipe to begin.



AAC Evaluation Genie Reference Guide

The first step is to create or select a user. If the user exists, tap the name in the user List Box. To create a new user, tap the Add User icon. Once the user is selected, tap the Settings button to configure the administration options. The Delete User button will permanently delete a selected user.

Once the user is created, you are ready to specify administration options.



AAC Evaluation Genie Reference Guide

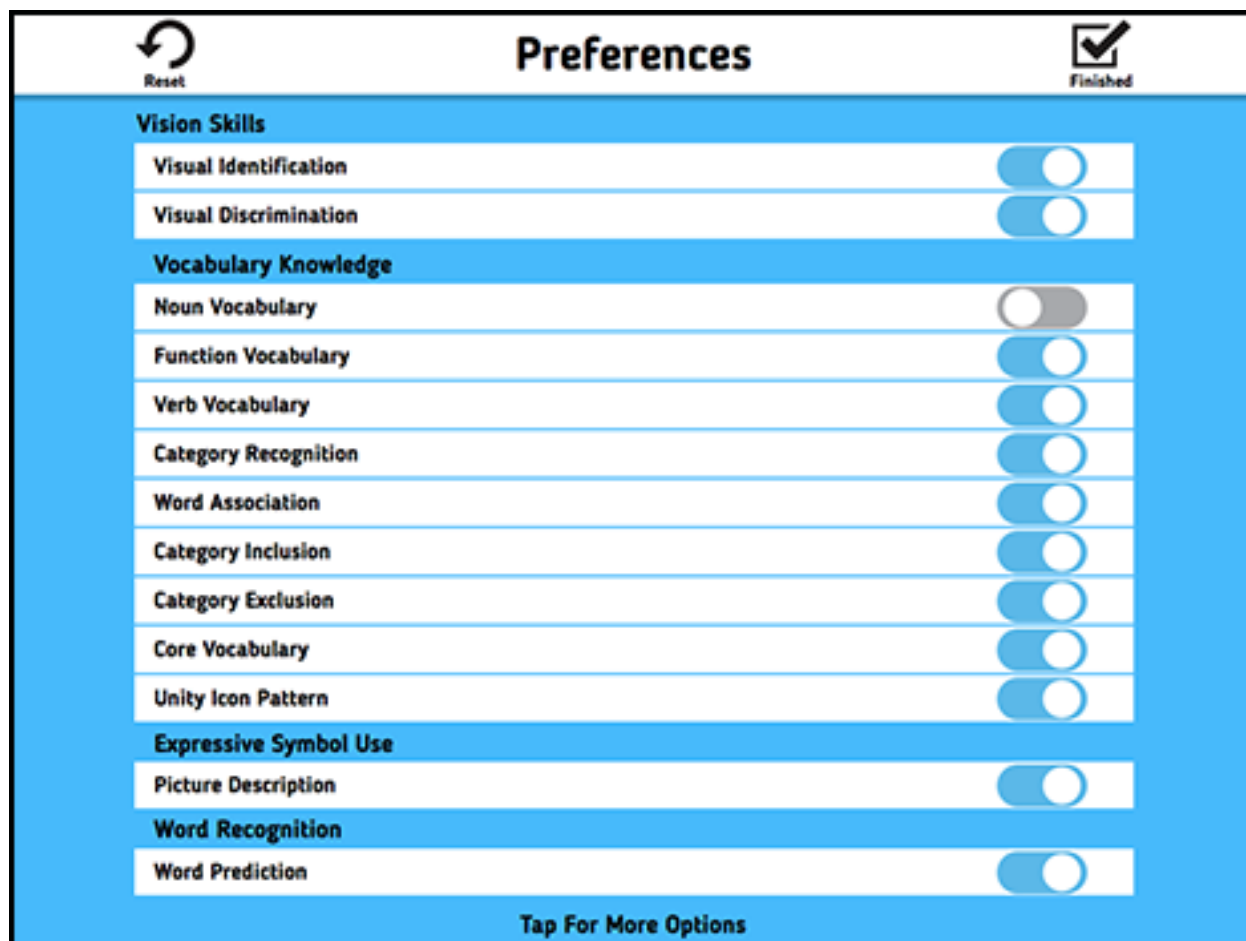
Tapping the Current User text will provide the option to manually load users. This is recommended only when previously created users do not load. Data loss is frustrating, but can happen with any platform that writes data for storage and retrieval. Hardware malfunction, software corruption and even user error can occur. The best strategy is to have a secure location for backing up data. AAC Evaluation Genie allows the user to print to a wireless printer, email the data record, and save the data record as a pdf document. One or more of these should be implemented routinely in order to maintain the user record.



Settings

The first screen in the Settings section allows you to choose which diagnostic activity to administer. Toggle individual subtests selections using the switch buttons. The button will turn grey and the slider button will be positioned on the left to indicate that a selection has been disabled. The Reset button will provide the option to enable or disable all subtests.

AAC Evaluation Genie Reference Guide



Access the second screen in the Settings section by tapping the text at the bottom of the screen. This section allows you to configure access and use options.

The gesture setting options will determine if AAC Evaluation Genie automatically progresses following a response or manually advances by the examiner. The Manual Advance option provides previous and next screen navigation for selected subtests.

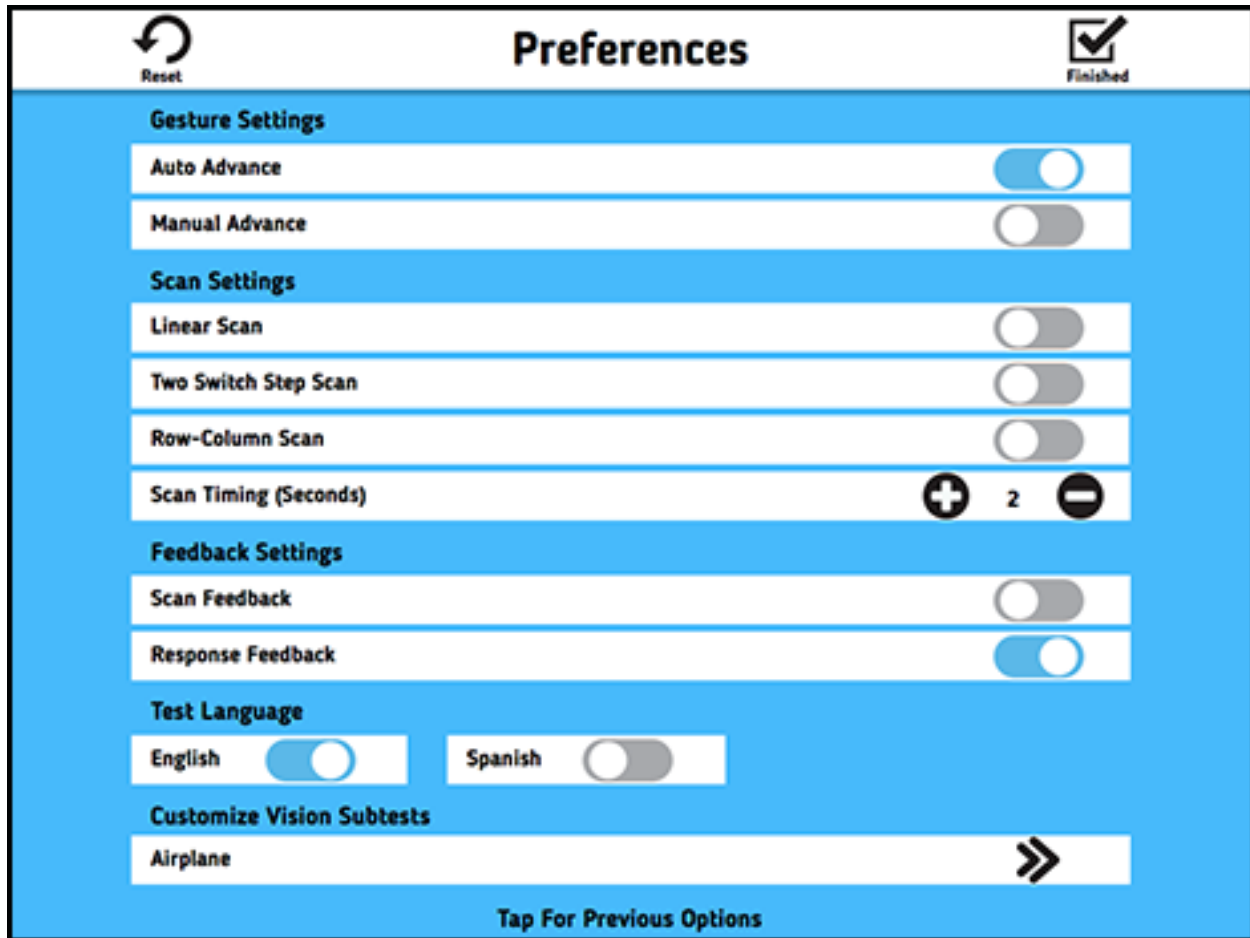
The Scan Settings are used when single / dual switch scanning is required. Select the Scan Timing to the desired rate of scan. The lower the number, the faster scanning will progress from one item to the next. Configure your switch interface to 1 for single switch and 1, 3 for step scanning.

The Feedback Settings enable selection of auditory cues. Select the Scan Feedback to have an auditory cue with each scan progression. Select Response Feedback in order to enable an auditory feedback with each response. This can be helpful in order to provide the user with confirmation that a response has been accepted. The feedback will occur with both correct and incorrect responses.

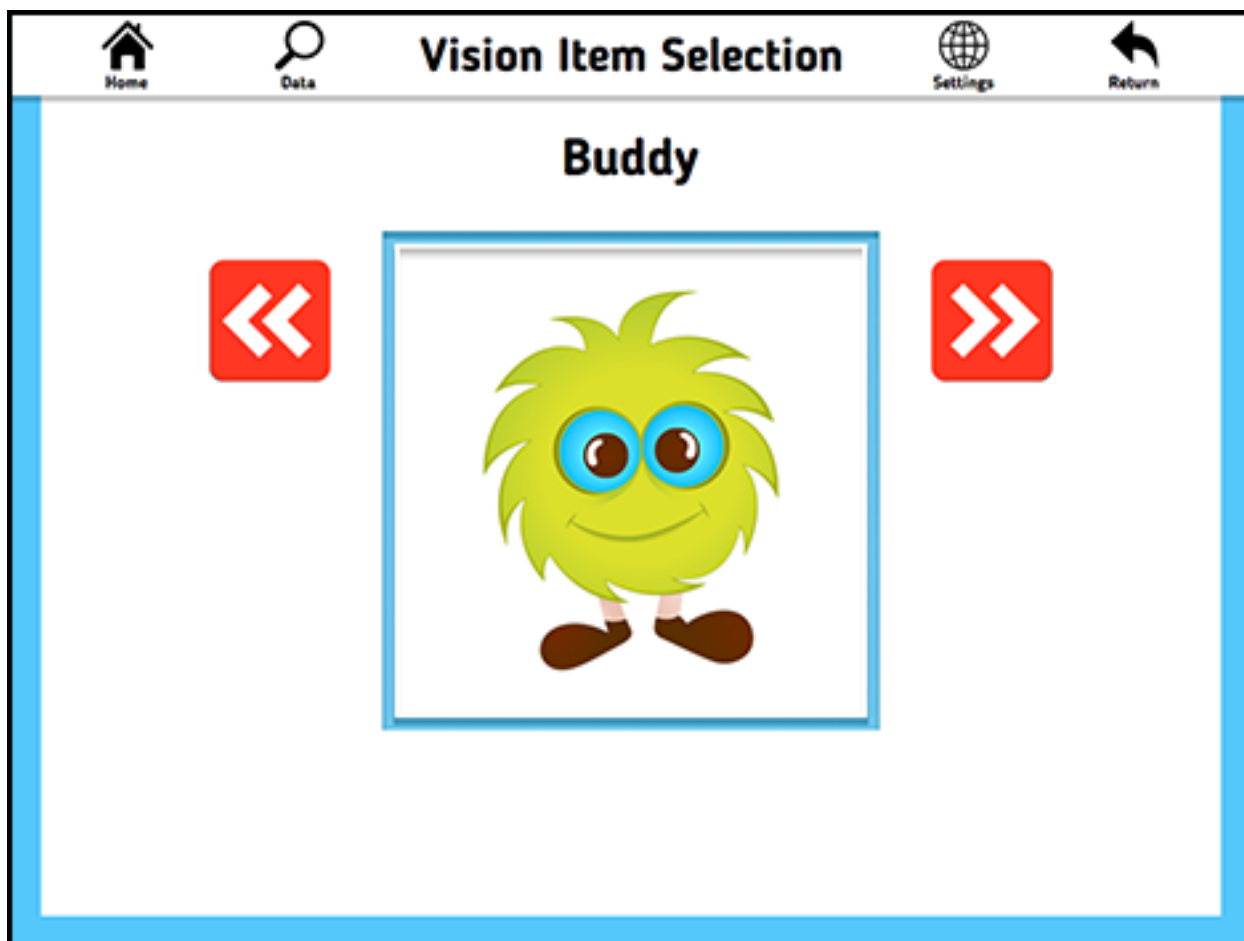
The Test Language settings allow administration in either English or Spanish language. The administration interface is English for both language options.

AAC Evaluation Genie Reference Guide

Tap the arrow next to the Customize Vision Subtest in order to select which of the 40 available picture stimulus items will be used with the Visual Identification and Visual Discrimination subtests.



AAC Evaluation Genie Reference Guide



Tap the right and left arrows to move between the vision items for selection. The following options are available for selection. Photographs, color line drawings and two high contrast shapes are included.

Airplane	Apple	Astronaut	Baby
Bag	Balloon	Bananas	Barn
Bird	Buddy	Butterfly	Candy
Car	Cat	Clown	Comb
Cow	Dinosaur	Dog	Duck
Fire Engine	Flower	Helicopter	Horse
House	Lion	Monkey	Mouse
Orange	Penguin	Present	Rabbit
Rainbow	Robot	Rocket	Santa
Star	Strawberry	Triangle	Truck

At this point, you will be ready to start administrating AAC Evaluation Genie. The icons are labeled for easy reference and access during the diagnostic session.

AAC Evaluation Genie Reference Guide

Once the selected subtests have been completed, the program will display the user data record. It is always recommended that you maintain a non-confidential copy of the data summary outside of the AAC Evaluation Genie app.

Name: Sue Smith Home Help Email Print PDF Return 4/20/18

Visual Identification		Vocabulary Knowledge		Picture Description Sample	
Xtra Large / Field of 2	100%	Noun Vocabulary	100%	Reading book Bike Ice cream eating Jumping He drinking juice She eating apple Playing Walking Horse Jumping he	
Large / Field of 3	100%	Function Vocabulary	67%		
Large / Field of 4	100%	Verb Vocabulary	100%		
Large / Field of 8	100%	Category Recognition	100%		
Medium / Field of 4	100%	Word Association	88%		
Medium / Field of 8	100%	Category Inclusion	60%		
Medium / Field of 15	100%	Category Exclusion	40%		
Medium / Field of 24	100%	Core Vocabulary	75%		
Small / Field of 15	100%	Core Text Label On	9		
Small / Field of 32	100%	Unity Patterns	67%		
Small / Field of 45	100%	Word Prediction			
Visual Discrimination		Picture Description Stats			
Xtra Large / Field of 2	100%	Number Utterances	10		
Large / Field of 3	100%	Number Words	18		
Large / Field of 4	100%	Mean Length of Utterance (Word)	1.8		
Large / Field of 8	100%				
Medium / Field of 4	100%				
Medium / Field of 8	100%				
Medium / Field of 15	100%				
Medium / Field of 24	100%	Language	English		
Small / Field of 15	100%				
Small / Field of 32	100%				
Small / Field of 45	0%				

The data summary can be saved as a pdf file, printed to a compatible wireless printer, or transmitted via email.